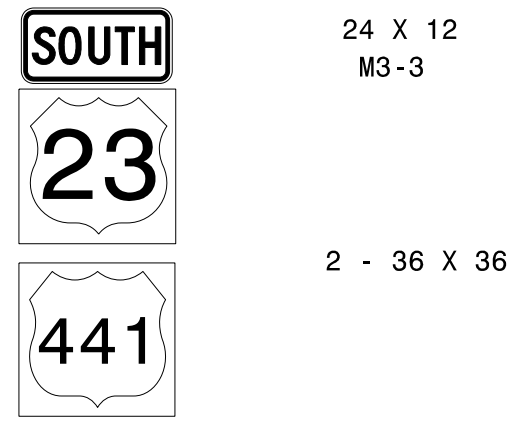
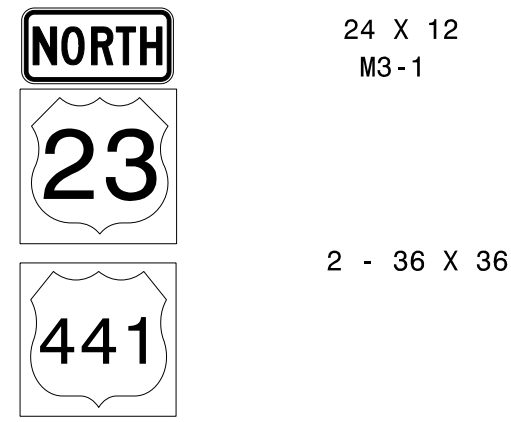


401 QUANTITY REQ'D 1



ONE "U" POSTS PER SIGN

406 QUANTITY REQ'D 1




ONE "U" POSTS PER SIGN

402 QUANTITY REQ'D 2



ONE "U" POSTS PER SIGN

407 QUANTITY REQ'D 2



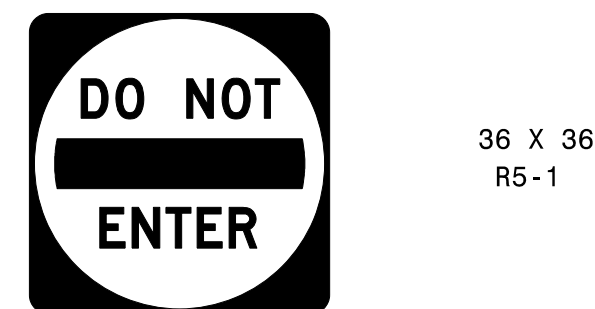
MOUNTED ON EXISTING POST

403 QUANTITY REQ'D 1



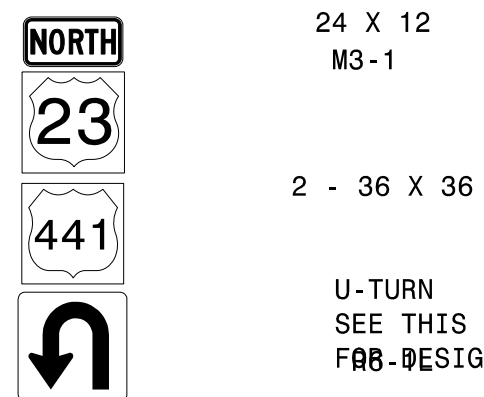
TWO "U" POSTS PER SIGN

404 QUANTITY REQ'D 2



TWO "U" POSTS PER SIGN

405 QUANTITY REQ'D 1



U-TURN
SEE THIS SHEET
F&B-DESIGN

TWO "U" POSTS PER SIGN

501 QUANTITY REQ'D 2



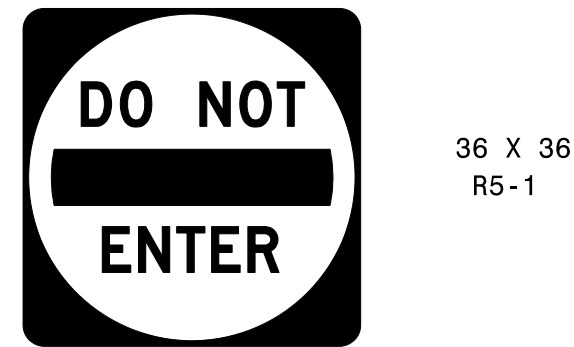
ONE "U" POSTS PER SIGN

502 QUANTITY REQ'D 2




ONE "U" POSTS PER SIGN

503 QUANTITY REQ'D 1



ONE "U" POSTS PER SIGN

504 QUANTITY REQ'D 2



ONE "U" POSTS PER SIGN

SIGN NUMB: _____
 TYPE: F Ground
 QUANTITY: 1
 SIGN WIDTH: 1'-9"
 HEIGHT: 1'-9"
 TOTAL AREA: 3.1 Sq.Ft.
 MATT: 0.063" ALUMINUM
 BORDER TYPE: RECESSED
 RECESS: 0.38"
 WIDTH: 0.45"
 RADII: 1.5"
 NO. Z BARS:
 LENGTH:

BACKG. COLOR: White
 COPY COLOR: Black

DESIGN BY:
 PROJECT ID:

CHK BY:
 DIV:

STD #:
 DATE:

N. C. DEPARTMENT OF TRANSPORTATION
 DIVISION OF HIGHWAYS
 TRANSPORTATION SAFETY & SAFETY
 EQUIPMENT & QUALIFICATION UNIT

SYMBOL	X	Y	WID	HT
arrow	3.7	3.3	12.7	13.9

NOTES:
 1. Legend and border shall be direct applied
 Non-reflective sheeting.
 2. Background shall be Grade C reflective sheeting.

BORDER
 R=1.5"
 TH=0.63"
 IN=0.38"

Arrow Details

ARROW DIMENSIONS (INCHES)	F	G	H	M	N	P	Q	R
	2.625	2.625	8.659	5.25	3	5.25	0.375	0.5

Spacing Factor is 1 unless specified otherwise
 FILENAME: 00000

